


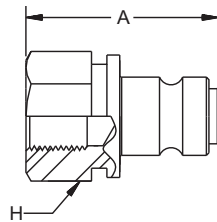


125 Nipple

Part Number	Connection Type	A Overall Length	H Hex Size	Maximum Working Pressure
#				
		inch	inch	psi
C10-125-5202	1/4" BSP Female (thru type)	1.50	0.87	29,000
C10-125-6202	1/4" BSP Female	1.50	0.87	29,000



**C10-125-5202,
 C10-125-6202**